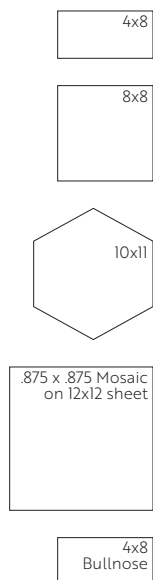


Miabella | Porcelain




AVAILABLE SIZES



DESCRIPTION





Miabella Italian porcelain tile is inspired by the intense colors and textures in urban industrial and residential floor tile settings. A celebration of colorful Italian design and format, this series offers multiple rectangular and square tile formats, along with a popular hexagon tile option. A versatile line that can replicate brick tile walls or cement floors, Miabella brings the ingenuity of Italian porcelain tile design to any setting.

COLORS




TECHNICAL INFORMATION

TILE SIZES

Nominal	Shape	Finish	Thickness
4 x 8		Matte	10 mm
8 x 8		Matte	10 mm
10 x 11 Hexagon		Matte	10 mm
.875 x .875 Hexagon		Matte	10 mm

COORDINATING TRIM

Nominal	Shape	Finish	Thickness
4 x 8 Bullnose		Matte	10 mm

PERFORMANCE DATA

CHARACTERISTIC	NORMS	RESULTS
Water Absorption	ISO 10545-3	< 0.1 %
Abrasion Resistance (Glazed)	ISO 10545-7	4
Breaking Strength	ISO 10545-4	> 35 N/mm2
Dynamic Coefficient of Friction Wet	AcuTest	≥ 0.42
Dimensions Range	ISO 10545-2	Conforms
Frost Resistance	ISO 10545-12	Frost Proof
Chemical Resistance - Household Chemicals	ISO 10545-13	Class A
Scratch Hardness	MOHS	> 6
Thermal Shock Resistance	ISO 10545-9	Resistant
Resistance to Stains	ISO 10545-14	Class 5
Crazing Resistance of Glazed Tiles	ISO 10545-11	Resistant

SHADE VARIATION



V3 - MODERATE VARIATION
While the colors present on a single piece of tile will be indicative of the colors to be expected on the other tiles, the amount of colors on each piece may vary significantly. For example "that little bit of color" on one piece of tile may be the primary color on the next piece.

WEAR CODE

4 - Rated for all residential and light commercial applications.

APPLICATIONS

	RESIDENTIAL	LIGHT COMMERCIAL	COMMERCIAL
FLOORS	X	X	
WALLS / BACKSPLASH	X	X	X
POOL DECKING	*	*	
EXTERNAL USE - FROST PROOF	*	*	

X - Has been approved for this application.
* - Information is available upon request.

NOTES

Minimum Grout Joint Recommendation: 3/16"

Always inspect materials prior to installation.

Always mix 2-3 cartons at a time while installing to insure the best blend.

All product images are representative only. Variation in color and shading is to be expected. Final selection should be made from actual tile samples.