

Run | Porcelain



◆ **CAESAR** ◆
CERAMICS USA



















AVAILABLE SIZES

6x24 Rectified	12x24 Rectified
24x24 Rectified	
2x2 Mosaic on 12x12 sheet	
3x24 Bullnose	
6x12 Cove Base	

DESCRIPTION





Run is a technical porcelain designed in Italy but made in the USA. A modern porcelain tile series that offers a minimalist look in any setting, Run showcases light linear movements and subtle tone shades. Run is suitable for both residential and commercial settings.

COLORS



clay		road		salt		sunray	
							
							
							

TECHNICAL INFORMATION

TILE SIZES

Nominal	Shape	Finish	Thickness
6 x 24 Rectified		Matte	9 mm
12 x 24 Rectified		Matte	9 mm
24 x 24 Rectified		Matte	9 mm
2 x 2 Mosaic		Matte	9 mm

COORDINATING TRIM

Nominal	Shape	Finish	Thickness
3 x 24 Bullnose		Matte	9 mm
6 x 12 Cove Base		Matte	9 mm

PERFORMANCE DATA

CHARACTERISTIC	NORMS	RESULTS
Water Absorption	C373	≤ 0.5 %
Breaking Strength	C648	≥ 400 lbs
Wet DCOF	AcuTest	≥ 0.42
Dimensions Range	C499	In Accordance
Facial Range of Thickness	C499	In Accordance
Warpage Diagonal	C485	In Accordance
Wedging	C502	In Accordance
Frost Resistance	C1026	Frost Proof
Chemical Resistance	C650	Unaffected
Scratch Hardness	MOHS	7

SHADE VARIATION



V2 - SLIGHT VARIATION
Clearly distinguishable differences in texture and/or pattern within similar colors.

WEAR CODE

5 - Rated for all residential and commercial applications.

APPLICATIONS

	RESIDENTIAL	LIGHT COMMERCIAL	COMMERCIAL
FLOORS	X	X	X
WALLS / BACKSPLASH	X	X	X
POOL DECKING	*	*	
EXTERNAL USE - FROST PROOF	*	*	

X - Has been approved for this application.
* - Information is available upon request.

NOTES

It is not recommended to stagger any tile longer than 18" more than 1/3 the length of the tile.

Minimum Grout Joint Recommendation: 1/8"

Always inspect materials prior to installation.

Always mix 2-3 cartons at a time while installing to insure the best blend.

All product images are representative only. Variation in color and shading is to be expected. Final selection should be made from actual tile samples.

