




**STONEPEAK**  
high tech porcelain



## AVAILABLE SIZES



## DESCRIPTION





Materia is a colored body unglazed porcelain series, classic in feel yet perfect for contemporary spaces. Materia comes in plank sizes and decorative mosaics in either 1x1 or a 12x24 sheet of small linear planks. This series is available in both honed and lappato (semi-polished) finishes and comes in the following colors: Pearl, Sisal, Platinum, Heather Grey and Leather.

## COLORS





# TECHNICAL INFORMATION

## TILE SIZES

Nominal	Shape	Finish	Thickness
6 x 24		Honed / Lappato	8 mm
12 x 24		Honed / Lappato	8 mm
1 x 1 Mosaic		Honed / Lappato	8 mm
12 x 24 Accent Strip		Honed / Lappato	8 mm

## COORDINATING TRIM

Nominal	Shape	Finish	Thickness
3 x 12 Bullnose		Honed / Lappato	8 mm
6 x 12 Cove Base		Honed	8 mm

## PERFORMANCE DATA

CHARACTERISTIC	NORMS	RESULTS
Water Absorption	C373	≤ 0.1%
PEI Abrasion Resistance (Glazed)	C1027	NA
Breaking Strength	C648	> 400 lbf
Dynamic Coefficient of Friction Wet	AcuTest	0.64 (Honed finish only)
Static Coefficient of Friction Wet	C1028	≥ 0.60 (Honed finish only)
Warpage (Diagonal)	C485	≤ 0.40%
Wedging	C502	≤ 0.25%
Frost Resistance	C1026	No Evidence of Damage
Chemical Resistance	C650	Unaffected
Scratch Hardness	MOHS	7

## RECYCLED CONTENT



Contains 32% Pre-Consumer Recycled Content.  
6% of the Materials and Resources is Post-Consumer Recycled Glass.

## SHADE VARIATION



V2 - SLIGHT VARIATION  
Clearly distinguishable differences in texture and/or pattern within similar colors.

## WEAR CODE

5 - Rated for all residential and commercial applications.

## APPLICATIONS

	RESIDENTIAL	LIGHT COMMERCIAL	COMMERCIAL
FLOORS	✕	✕	✕
WALLS / BACKSPLASH	✕	✕	✕
POOL DECKING	*	*	*
EXTERNAL USE - FROST PROOF	✕	*	*

✕ - Has been approved for this application.  
\* - Information is available upon request.

## NOTES

It is not recommended to stagger any tile longer than 18" more than 1/3 the length of the tile.

Always inspect materials prior to installation.

Always mix 2-3 cartons at a time while installing to insure the best blend.

