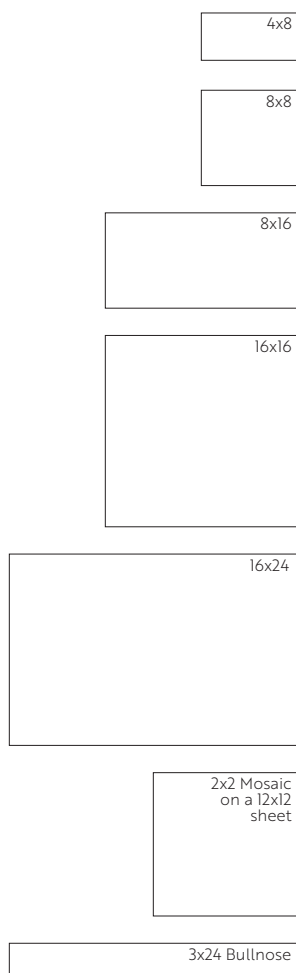


# Sienna | Porcelain




## AVAILABLE SIZES



## DESCRIPTION







Sienna is a porcelain tile series that offers an updated, modern slate stone look. This elegant porcelain series works for both floor tile and wall tile applications, and is a unique interpretation of gauged slate stone tile looks. Available in five modular porcelain tile sizes, Sienna comes in four stunning colors with just the right amount of range and tone. Sienna porcelain is rated PEI 4 for all residential and light commercial applications.

## COLORS




# TECHNICAL INFORMATION

## TILE SIZES

Nominal	Shape	Finish	Thickness
4 x 8		Matte	10 mm
8 x 8		Matte	10 mm
8 x 16		Matte	10 mm
16 x 16		Matte	10 mm
16 x 24		Matte	10 mm
2 x 2 Mosaic		Matte	10 mm

## COORDINATING TRIM

Nominal	Shape	Finish	Thickness
3 x 24 Bullnose		Matte	10 mm

## PERFORMANCE DATA

CHARACTERISTIC	NORMS	RESULTS
Water Absorption	ISO 10545-3	≤ 0.5 %
Abrasion Resistance (Glazed)	ISO 10545-7	4
Breaking Strength	ISO 10545-4	> 45 N/mm2
Dynamic Coefficient of Friction Wet	AcuTest	≥ 0.42
Frost Resistance	ISO 10545-12	Frost Proof
Chemical Resistance - Household Chemicals	ISO 10545-13	GLA
Chemical Resistance - Low Concentration of Acids	ISO 10545-13	GHA
Scratch Hardness	MOHS	7
Resistance to Stains	ISO 10545-14	Class 5

## SHADE VARIATION



### V3 - MODERATE VARIATION

While the colors present on a single piece of tile will be indicative of the colors to be expected on the other tiles, the amount of colors on each piece may vary significantly. For example "that little bit of color" on one piece of tile may be the primary color on the next piece.

## WEAR CODE

4 - Rated for all residential and light commercial applications.

## APPLICATIONS

	RESIDENTIAL	LIGHT COMMERCIAL	COMMERCIAL
FLOORS	✕	✕	
WALLS / BACKSPLASH	✕	✕	✕
POOL DECKING	*	*	
EXTERNAL USE - FROST PROOF	*	*	

✕ - Has been approved for this application.

\* - Information is available upon request.

## NOTES

It is not recommended to stagger any tile longer than 18" more than 1/3 the length of the tile.

Minimum Grout Joint Recommendation: 3/16"

Always inspect materials prior to installation.

Always mix 2-3 cartons at a time while installing to insure the best blend.

All product images are representative only. Variation in color and shading is to be expected. Final selection should be made from actual tile samples.