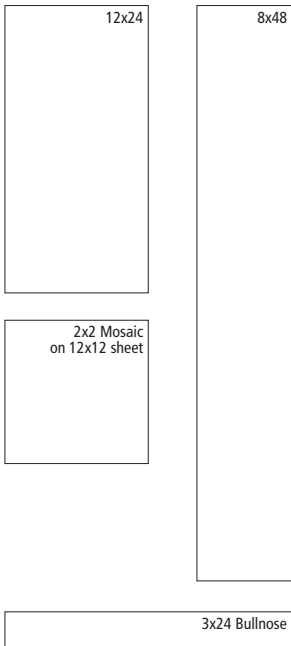




# Atlas | Glazed Porcelain

## AVAILABLE SIZES



## DESCRIPTION




Atlas Italian porcelain tile is a colorful series that celebrates Italian travertine stone. This collection offers the elegance of timeless Italian stones with the ease and durability of porcelain tile. Its soft satin finish and broad tones make this a modern porcelain tile series suitable for any room.

## COLORS




# TECHNICAL INFORMATION

## TILE SIZES

Nominal	Shape	Finish	Thickness
8 x 48 Rectified		Matte	10.5 mm
12 x 24 Rectified		Matte	10.5 mm
2 x 2 Mosaic		Matte	10.5 mm

## COORDINATING TRIM

Nominal	Shape	Finish	Thickness
3 x 24 Bullnose		Matte	10.5 mm

## PERFORMANCE DATA

CHARACTERISTIC	NORMS	RESULTS
Water Absorption	ISO 10545-3	0.1 %
PEI Abrasion Resistance (Glazed)	ISO 10545-7	5
Breaking Strength	ISO 10545-4	≥ 45 N/mm2
Wet DCOF	AcuTest	0.61
Dimensions Range	ISO 10545-2	Conforms
Frost Resistance	ISO 10545-12	Frost Proof
Chemical Resistance - Household Chemicals	ISO 10545-13	UA
Chemical Resistance - Low Concentration of Acids and Bases	ISO 10545-13	UA
Scratch Hardness	MOHS	5
Thermal Shock Resistance	ISO 10545-9	Resistant
Resistance to Stains	ISO 10545-14	Class 5

## SHADE VARIATION



V3 - MODERATE VARIATION  
While the colors present on a single piece of tile will be indicative of the colors to be expected on the other tiles, the amount of colors on each piece may vary significantly. For example "that little bit of color" on one piece of tile may be the primary color on the next piece.

## WEAR CODE

5 - Rated for all residential and commercial applications.

## APPLICATIONS

	RESIDENTIAL	LIGHT COMMERCIAL	COMMERCIAL
FLOORS	✗	✗	✗
WALLS / BACKSPLASH	✗	✗	✗
POOL DECKING			
EXTERNAL USE - FROST PROOF	*		

✗ - Has been approved for this application.  
\* - Information is available upon request.

## NOTES

It is not recommended to stagger any tile longer than 18" more than 1/3 the length of the tile.

Minimum Grout Joint Recommendation: 1/8"

Always inspect materials prior to installation.

Always mix 2-3 cartons at a time while installing to insure the best blend.

All product images are representative only. Variation in color and shading is to be expected. Final selection should be made from actual tile samples.