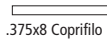


Soothe | Glazed Ceramic



AVAILABLE SIZES



DESCRIPTION


Soothe is a sophisticated Italian white body ceramic wall tile. Showcasing a modern 4"x24" format in seven contemporary tones, Soothe incorporates subtle edge movement to create a refined craft feel. All colors are available in a satin finish, with White and Milk also available in a glossy finish. Coordinating trim completes this unique backsplash collection.

COLORS





TECHNICAL INFORMATION

TILE SIZES

Nominal	Shape	Finish	Thickness
4 x 24		Satin or Glossy (Lux)	9.5 mm

COORDINATING TRIM

Nominal	Shape	Finish	Thickness
.75 x 24 Matita		Satin or Glossy (Lux)	NA
.375 x 8 Coprifilo		Satin or Glossy (Lux)	NA

PERFORMANCE DATA

CHARACTERISTIC	NORMS	RESULTS
Water Absorption	ISO 10545-3	16.7%
PEI Abrasion Resistance (Glazed)	ISO 10545-7	1
Chemical Resistance - Household Chemicals	ISO 10545-13	Resistant
Chemical Resistance - Low Concentration of Acids and Bases	ISO 10545-13	Resistant
Resistance to Stains	ISO 10545-14	Class 5
Crazing Resistance of Glazed Tiles	ISO 10545-11	Resistant

SHADE VARIATION



V1 - UNIFORM APPEARANCE
Differences among pieces from the same production run are minimal.

WEAR CODE

1 - Rated for wall applications only.

APPLICATIONS

	RESIDENTIAL	LIGHT COMMERCIAL	COMMERCIAL
--	-------------	------------------	------------

FLOORS

	RESIDENTIAL	LIGHT COMMERCIAL	COMMERCIAL
WALLS / BACKSPLASH	✘	✘	✘

POOL DECKING

EXTERNAL USE - FROST PROOF

✘ - Has been approved for this application.
* - Information is available upon request.

NOTES

Always inspect materials prior to installation.

Always mix 2-3 cartons at a time while installing to insure the best blend.