


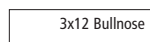


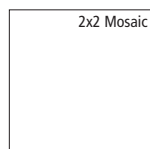

# Palazzo | Glazed Porcelain



**STONEPEAK**  
high tech porcelain



## AVAILABLE SIZES



## DESCRIPTION





Old world charm merges with modern ease and elegance. Palazzo is an American-made porcelain from StonePeak that blends cement-inspired tiles with European designs. Let your creativity flow with three solid colors and four timeless motifs. Choose from multiple floor and wall format options including a bullnose and mosaic, all suitable for residential and light commercial applications.

## COLORS



	cotto		graphite		grey	
bloom						
florentina						
dynasty						
villa						

# TECHNICAL INFORMATION

## TILE SIZES

Nominal	Shape	Finish	Thickness
12 x 12		Matte	8 mm
2 x 2 Mosaic		Matte	8 mm
12 x 24		Matte	8 mm
24 x 24		Matte	8 mm

## COORDINATING TRIM

Nominal	Shape	Finish	Thickness
3 x 12 Bullnose		Matte	8 mm
6 x 12 Cove Base		Matte	8 mm

## PERFORMANCE DATA

CHARACTERISTIC	NORMS	RESULTS
Water Absorption	C373	≤ 0.1%
PEI Abrasion Resistance (Glazed)	C1027	4
Breaking Strength	C648	> 350 lbf
Dynamic Coefficient of Friction Wet	AcuTest	≥ 0.42
Static Coefficient of Friction Wet	C1028	≥ 0.60
Warpage (Diagonal)	C485	≤ 0.40 %
Wedging	C502	≤ 0.25%
Frost Resistance	C1026	No Evidence of Damage
Chemical Resistance	C650	Unaffected
Scratch Hardness	MOHS	7

## RECYCLED CONTENT



Contains 60% Pre-Consumer Recycled Content.  
6% of the Materials and Resources is Post-Consumer Recycled Glass.

## SHADE VARIATION



V2 - SLIGHT VARIATION  
Clearly distinguishable differences in texture and/or pattern within similar colors.

## WEAR CODE

4 - Rated for all residential and light commercial applications.

## APPLICATIONS

	RESIDENTIAL	LIGHT COMMERCIAL	COMMERCIAL
FLOORS	×	×	
WALLS / BACKSPLASH	×	×	×
POOL DECKING	*	*	
EXTERNAL USE - FROST PROOF	×	×	

× - Has been approved for this application.  
\* - Information is available upon request.

## NOTES

It is not recommended to stagger any tile longer than 18" more than 1/3 the length of the tile.

Always inspect materials prior to installation.

Always mix 2-3 cartons at a time while installing to insure the best blend.

