


Steel Art | Porcelain


















AVAILABLE SIZES



DESCRIPTION





Steel Art is an Italian technical porcelain offering two unique textile looks across sophisticated colorways. This stunning, semi-polished rectified porcelain comes in a 12" x 24" rectangular tile format with two texture patterns 'Net' and 'Tweed'. This very modern, very subtle series offers elegant, upscale designs on muted, monochromatic porcelain tile. A high-end Italian porcelain tile that will create clean, sophisticated settings.

COLORS

	brera	georgetown	ginza	mayfair	weho
net					
tweed					
mix					

TECHNICAL INFORMATION

TILE SIZES

Nominal	Shape	Finish	Thickness	Availability
12 x 24 Rectified		Lappato	10 mm	✓
24 x 24 Rectified		Lappato	10 mm	⌚
24 x 48 Rectified		Lappato	10 mm	⌚
2x2 Mosaic		Lappato	10 mm	✓

✓ Stock Item. ⌚ Non-Stock Item. Requires Extra Lead Time.

PERFORMANCE DATA

CHARACTERISTIC	NORMS	RESULTS
Water Absorption	ISO 10545-3	≤ 0.05 %
Abrasion Resistance (Glazed)	ISO 10545-7	4 / 5
Breaking Strength	ISO 10545-4	≥ 35 N/mm2
Dynamic Coefficient of Friction Wet	AcuTest	≥ 0.42
Frost Resistance	ISO 10545-12	Frost Proof
Chemical Resistance - Household Chemicals	ISO 10545-13	Resistant
Chemical Resistance - Low Concentration of Acids	ISO 10545-13	Resistant
Scratch Hardness	MOHS	7
Thermal Shock Resistance	ISO 10545-9	Pass
Resistance to Stains	ISO 10545-14	>4

RECYCLED CONTENT



Contains 38% Pre-Consumer Recycled Content.

SHADE VARIATION



V1 - UNIFORM APPEARANCE

Differences among pieces from the same production run are minimal.

WEAR CODE

Weho: 4 - Rated for all residential and light commercial applications
All other colors: 5 - Rated for all residential and commercial applications.

APPLICATIONS

	RESIDENTIAL	LIGHT COMMERCIAL	COMMERCIAL
FLOORS	✗	✗	✗ (all except weho)
WALLS / BACKSPLASH	✗	✗	✗
POOL DECKING			
EXTERNAL USE - FROST PROOF	*	*	

✗ - Has been approved for this application.

* - Discuss proper installation method with your Sales Representative.

NOTES

It is not recommended to stagger any tile longer than 15" more than 1/3 the length of the tile.

Minimum Grout Joint Recommendation: 1/8"

Always inspect materials prior to installation.

Always mix 2-3 cartons at a time while installing to insure the best blend.

All product images are representative only. Variation in color and shading is to be expected. Final selection should be made from actual tile samples.