



## Relate | Porcelain




### AVAILABLE SIZES



### DESCRIPTION






Relate is a color body technical porcelain tile series offering a contemporary reflection on burnished surfaces. This rectified porcelain tile series offers a dynamic, low-variation range of 5 different grey shades, along with three bold color interpretations in blue tile, green tile and red tile. Stocked in 12" x 12" and 12" x 24" sizes, Relate offers unique surface traits on a contemporary interpretation of cement look tiles.

### COLORS




# TECHNICAL INFORMATION

## TILE SIZES

Nominal	Shape	Finish	Thickness	Availability
12 x 12 Rectified		Matte	9 mm	✓
12 x 24 Rectified		Matte	9 mm	✓
24 x 24 Rectified		Matte	9 mm	⌚
24 x 48 Rectified		Matte	9 mm	⌚
2x2 Mosaic		Matte	9 mm	✓

✓ Stock Item. ⌚ Non-Stock Item. Requires Extra Lead Time.

## COORDINATING TRIM

Nominal	Shape	Finish	Thickness	Availability
3 x 24 Bullnose		Matte	9 mm	✓

## PERFORMANCE DATA

CHARACTERISTIC	NORMS	RESULTS
Water Absorption	ISO 10545-3	≤ 0.1 %
Deep Abrasion	ISO 10545-6	≤ 145 mm3
Abrasion Resistance (Glazed)	ISO 10545-7	5
Breaking Strength	ISO 10545-4	Conforms
Dynamic Coefficient of Friction Wet	AcuTest	≥ 0.42
Dimensions Range	ISO 10545-2	Conforms
Frost Resistance	ISO 10545-12	Frost Proof
Chemical Resistance - Household Chemicals	ISO 10545-13	Resistant
Chemical Resistance - Low Concentration of Acids	ISO 10545-13	Resistant
Thermal Shock Resistance	ISO 10545-9	In accordance
Resistance to Stains	ISO 10545-14	Cleanable

## SHADE VARIATION



### V3 - MODERATE VARIATION

While the colors present on a single piece of tile will be indicative of the colors to be expected on the other tiles, the amount of colors on each piece may vary significantly. For example "that little bit of color" on one piece of tile may be the primary color on the next piece.

## WEAR CODE

5 - Rated for all residential and commercial applications.

## APPLICATIONS

	RESIDENTIAL	LIGHT COMMERCIAL	COMMERCIAL
FLOORS	✗	✗	✗
WALLS / BACKSPLASH	✗	✗	✗
POOL DECKING	*	*	
EXTERNAL USE - FROST PROOF	*	*	

✗ - Has been approved for this application.

\* - Discuss proper installation method with your Sales Representative.

## NOTES

It is not recommended to stagger any tile longer than 15" more than 1/3 the length of the tile.

Minimum Grout Joint Recommendation: 1/8"

Always inspect materials prior to installation.

Always mix 2-3 cartons at a time while installing to insure the best blend.

All product images are representative only. Variation in color and shading is to be expected. Final selection should be made from actual tile samples.