

Brixton | Ceramic



AVAILABLE SIZES

- 2x8
- 3x6
- 3x12
- 4x16
- .625x12 matita

DESCRIPTION





Brixton is a Spanish ceramic wall tile series in exciting rectangular brick tile sizes 2" x 8", 3" x 6", 3" x 12" and 4" x 16". This unique wall tile collection comes in color interpretations of White, Ivory, Grey, Taupe and Light Grey 'Fog'. Brixton's modern glazed subway tile surface offers a clean, uniform look for your space - whether a kitchen backsplash, bathroom wall, or large wall installation. All Brixton ceramic tile sizes and colors come in both matte and glossy finishes, and the series is suitable for all wall applications.

COLORS


white	ivory	fog	taupe	grey
				
				
				
				

TECHNICAL INFORMATION

TILE SIZES

Nominal	Shape	Finish	Thickness	Availability
2 x 8		Matte/ Glossy	8 mm	✓
3 x 6		Matte/ Glossy	8 mm	✓
3 x 12		Matte/ Glossy	8 mm	✓
4 x 16		Matte/ Glossy	8 mm	✓

COORDINATING TRIM

Nominal	Shape	Finish	Thickness	Availability
.625 x 12 Matita		Matte/ Glossy	-	✓

✓ Stock Item. Ⓞ Non-Stock Item. Requires Extra Lead Time.

PERFORMANCE DATA

Characteristic	Norms	Results
Water Absorption	ISO 10545-3	> 10%
Abrasion Resistance (Glazed)	ISO 10545-7	1
Breaking Strength	ISO 10545-4	≥ 18 - 21N/mm ²
Chemical Resistance - Household Chemicals	ISO 10545-13	GLA
Chemical Resistance - Low Concentration of Acids and Bases	ISO 10545-13	GLA
Thermal Shock	ISO 10545-9	Resistant
Resistance to Stains	ISO 10545-14	Min. Class 5
Crazing Resistance of Glazed Tiles	ISO 10545-11	Resistant

SHADE VARIATION



VI - UNIFORM APPEARANCE
Differences among pieces from the same production run are minimal.

WEAR CODE

1 - Rated for wall applications only

APPLICATIONS

	RESIDENTIAL	LIGHT COMMERCIAL	COMMERCIAL
FLOORS			
WALLS / BACKSPLASH	✗	✗	✗
POOL DECKING			
EXTERNAL USE - FROST PROOF			

✗ - Has been approved for this application.

* - Discuss proper installation method with your Sales Representative.

NOTES

It is not recommended to stagger any tile longer than 15" more than 1/3 the length of the tile.

Minimum Grout Joint Recommendation: 3/16"

Always inspect materials prior to installation.

Always mix 2-3 cartons at a time while installing to insure the best blend.

All product images are representative only. Variation in color and shading is to be expected. Final selection should be made from actual tile samples.