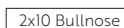
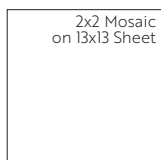




Piedmont | Ceramic




AVAILABLE SIZES



DESCRIPTION




Piedmont is an appealing soft-toned floor tile and wall tile series. This Spanish ceramic tile collection offers muted colors that produce clean, simple, elegant and affordable tiles. A high-quality ceramic floor tile in 13" x 13" comes with a ceramic wall tile in 10" x 16", available in both White and Cream. An optional Grey floor tile is also available, along with mosaic tiles. Piedmont ceramic tile is perfect for any residential or light commercial space.

COLORS




TECHNICAL INFORMATION

TILE SIZES

Nominal	Shape	Finish	Thickness
10 x 16 Wall		Matte	8.6 mm
13 x 13		Matte	8.3 mm
2 x 2 Mosaic		Matte	8.3 mm

COORDINATING TRIM

Nominal	Shape	Finish	Thickness
2 x 10 Wall Bullnose		Matte	8.6 mm

PERFORMANCE DATA

CHARACTERISTIC	NORMS	RESULTS
Water Absorption	ISO 10545-3	3% < E < 6%
Abrasion Resistance (Glazed)	ISO 10545-7	4
Breaking Strength	ISO 10545-4	≥ 15 N/mm ²
Dynamic Coefficient of Friction Wet	AcuTest	0.36
Dimensions Range	ISO 10545-2	Conforms
Facial Range of Thickness	ISO 10545-2	Conforms
Warpage (Diagonal)	ISO 10545-2	Conforms
Chemical Resistance - Household Chemicals	ISO 10545-13	GA
Chemical Resistance - Low Concentration of Acids	ISO 10545-13	GA
Resistance to Stains	ISO 10545-14	Class 5
Crazing Resistance of Glazed Tiles	ISO 10545-11	Resistant

SHADE VARIATION



V2 - SLIGHT VARIATION
Clearly distinguishable differences in texture and/or pattern within similar colors.

WEAR CODE

13 x 13 / 2 x 2 Mosaic: 4 - Rated for all residential and light commercial applications.
10 x 16: 1 - Rated for wall applications only.

APPLICATIONS

	RESIDENTIAL	LIGHT COMMERCIAL	COMMERCIAL
FLOORS	✗	✗	
WALLS / BACKSPLASH	✗	✗	✗
POOL DECKING			
EXTERNAL USE - FROST PROOF			

✗ - Has been approved for this application.
* - Information is available upon request.

NOTES

Minimum Grout Joint Recommendation: 3/16"

Always inspect materials prior to installation.

Always mix 2-3 cartons at a time while installing to insure the best blend.

All product images are representative only. Variation in color and shading is to be expected. Final selection should be made from actual tile samples.