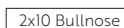
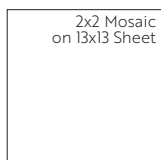




# Agate | Ceramic / Porcelain



## AVAILABLE SIZES



## DESCRIPTION




Agate offers a modern cement tile look in a very affordable porcelain floor tile series with matching wall tile. This Spanish porcelain tile offers two soft colors on a cement tile screen with unique sheen, creating a clean, elegant look. A high-quality porcelain floor tile in 13" x 13" comes with a ceramic wall tile in 10" x 16", available in both cream and an exceptional silvery grey tile. Mosaic tiles are also available for the series. Agate porcelain tile is perfect for any residential or light commercial space.

## COLORS




# TECHNICAL INFORMATION

## TILE SIZES

Nominal	Shape	Material	Thickness
10 x 16 Wall		Ceramic	8.6 mm
13 x 13		Porcelain	8.4 mm
2 x 2 Mosaic		Porcelain	8.4 mm

## COORDINATING TRIM

Nominal	Shape	Material	Thickness
2 x 10 Wall Bullnose		Ceramic	8.6 mm

## PERFORMANCE DATA

CHARACTERISTIC	NORMS	RESULTS
Water Absorption	ISO 10545-3	0.49
Abrasion Resistance (Glazed)	ISO 10545-7	4
Breaking Strength	ISO 10545-4	≥ 35 N/mm2
Dynamic Coefficient of Friction Wet	AcuTest	≥ 0.45
Dimensions Range	ISO 10545-2	Conforms
Facial Range of Thickness	ISO 10545-2	Conforms
Warpage (Diagonal)	ISO 10545-2	Conforms
Wedging	ISO 10545-2	Conforms
Frost Resistance	ISO 10545-12	Frost Resistant
Scratch Hardness	MOHS	8

## SHADE VARIATION



V2 - SLIGHT VARIATION  
Clearly distinguishable differences in texture and/or pattern within similar colors.

## WEAR CODE

13 x 13 / 2 x 2 Mosaic: 4 - Rated for all residential and light commercial applications.  
10 x 16 / 2 x 10 Bullnose : 1 - Rated for wall applications only.

## APPLICATIONS

	RESIDENTIAL	LIGHT COMMERCIAL	COMMERCIAL
FLOORS	X	X	
WALLS / BACKSPLASH	X	X	X
POOL DECKING			
EXTERNAL USE - FROST PROOF			

X - Has been approved for this application.  
\* - Information is available upon request.

## NOTES

Minimum Grout Joint Recommendation: 3/16"

Always inspect materials prior to installation.

Always mix 2-3 cartons at a time while installing to insure the best blend.

All product images are representative only. Variation in color and shading is to be expected. Final selection should be made from actual tile samples.