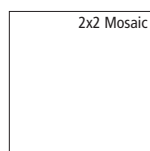



# Vision Stone | Glazed Porcelain




## AVAILABLE SIZES



## DESCRIPTION





Vision Stone porcelain is a captivating blend of today's most sought after European floor tile trends. Imported from Italy, Vision Stone uses digital ink jet technology to combine Travertine, Marble, and Petrified Wood looks into one high-quality glazed porcelain mix. Suitable for residential and light commercial applications in three rectangular formats with a coordinating mosaic and trim.

## COLORS




# TECHNICAL INFORMATION

## TILE SIZES

Nominal	Shape	Finish	Thickness
12 x 24		Matte	10 mm
6 x 24		Matte	10 mm
6 x 36		Matte	10.5 mm
2 x 2 Mosaic		Matte	10 mm

## COORDINATING TRIM

Nominal	Shape	Finish	Thickness
3.5 x 24 Bullnose		Matte	10 mm

## PERFORMANCE DATA

CHARACTERISTIC	NORMS	RESULTS
Water Absorption	ISO 10545-3	0.06%
PEI Abrasion Resistance (Glazed)	ISO 10545-7	4
Breaking Strength	ISO 10545-4	> 41 N/mm2
Dynamic Coefficient of Friction Wet	AcuTest	0.59
Static Coefficient of Friction Wet	C1028	0.62
Frost Resistance	ISO 10545-12	Frost Proof
Chemical Resistance - Household Chemicals	ISO 10545-13	GA
Chemical Resistance - Low Concentration of Acids and Bases	ISO 10545-13	GLA
Scratch Hardness	MOHS	8.5
Resistance to Stains	ISO 10545-14	Class 5

## SHADE VARIATION



V3 - MODERATE VARIATION  
While the colors present on a single piece of tile will be indicative of the colors to be expected on the other tiles, the amount of colors on each piece may vary significantly. For example "that little bit of color" on one piece of tile may be the primary color on the next piece.

## WEAR CODE

4 - Rated for all residential and light commercial applications.

## APPLICATIONS

	RESIDENTIAL	LIGHT COMMERCIAL	COMMERCIAL
FLOORS	✗	✗	
WALLS / BACKSPLASH	✗	✗	
POOL DECKING			
EXTERNAL USE - FROST PROOF	✗		

✗ - Has been approved for this application.  
\* - Information is available upon request.

## NOTES

It is not recommended to stagger any tile longer than 18" more than 1/3 the length of the tile.

Always inspect materials prior to installation.

Always mix 2-3 cartons at a time while installing to insure the best blend.