


Houston | Glazed Porcelain




AVAILABLE SIZES



DESCRIPTION




Imported from Spain, Houston glazed porcelain displays a refined limestone look without the upkeep of a traditional stone floor. Houston porcelain is complemented by Houston Medley, a blend of long, thin planks in varying natural tones. Both are formatted on a 12x24 low maintenance tile. Each coordinates nicely with the mosaic and trim, perfect for shower floors or accent walls.

COLORS




TECHNICAL INFORMATION

TILE SIZES

Nominal	Shape	Finish	Thickness
12 x 24 Medley		Matte	10 mm
12 x 24		Matte	10 mm
2 x 2 Mosaic		Matte	10 mm

COORDINATING TRIM

Nominal	Shape	Finish	Thickness
3 x 24 Bullnose		Matte	10 mm

PERFORMANCE DATA

CHARACTERISTIC	NORMS	RESULTS
Water Absorption	ISO 10545-3	< 0.5%
PEI Abrasion Resistance (Glazed)	ISO 10545-7	4 / 5
Breaking Strength	ISO 10545-4	> 35N/mm ²
Static Coefficient of Friction Wet	C1028	> 0.60
Dimensions Range	ISO 10545-2	Conforms
Frost Resistance	ISO 10545-12	Frost Proof
Chemical Resistance - Household Chemicals	ISO 10545-13	GLA
Chemical Resistance - Low Concentration of Acids and Bases	ISO 10545-13	GLA
Scratch Hardness	MOHS	8

SHADE VARIATION



V3 - MODERATE VARIATION

While the colors present on a single piece of tile will be indicative of the colors to be expected on the other tiles, the amount of colors on each piece may vary significantly. For example "that little bit of color" on one piece of tile may be the primary color on the next piece.

WEAR CODE

Grey and Dark: 4 - Rated for all residential and light commercial applications.

Sand: 5 - Rated for all residential and commercial applications.

APPLICATIONS

	RESIDENTIAL	LIGHT COMMERCIAL	COMMERCIAL
FLOORS	✘	✘	Sand Only
WALLS / BACKSPLASH	✘	✘	✘
POOL DECKING			
EXTERNAL USE - FROST PROOF	✘	*	

✘ - Has been approved for this application.
* - Information is available upon request.

NOTES

It is not recommended to stagger any tile longer than 18" more than 1/3 the length of the tile.

Always inspect materials prior to installation.

Always mix 2-3 cartons at a time while installing to insure the best blend.