




# Space | Glazed Porcelain



## AVAILABLE SIZES



## DESCRIPTION




The Space collection from Italy is a high quality, color body technical porcelain tile perfect for both interior and exterior projects. Rated PEI 5, the most durable wear use, this appealing line is suitable for any residential or commercial application. Designed with a subtle granular texture that emphasizes a muted sandy aesthetic, the Space collection is available in three popular flooring formats and four neutral tones to coordinate with any style.

## COLORS




# TECHNICAL INFORMATION

## TILE SIZES

Nominal	Shape	Finish	Thickness
12 x 12		Matte	8.5 mm
12 x 24		Matte	9 mm
18 x 18		Matte	9.5 mm

## COORDINATING TRIM

Nominal	Shape	Finish	Thickness
3 x 24 Bullnose		Matte	9.5 mm

## PERFORMANCE DATA

CHARACTERISTIC	NORMS	RESULTS
Water Absorption	ISO 10545-3	≤ 0.1 %
PEI Abrasion Resistance (Glazed)	ISO 10545-7	5
Breaking Strength	ISO 10545-4	≥ 47 N/mm <sup>2</sup>
Dynamic Coefficient of Friction Wet	C1028	> 0.42
Static Coefficient of Friction Wet	C1028	≥ 0.60
Dimensions Range	ISO 10545-2	Conforms
Frost Resistance	ISO 10545-12	Frost Proof
Chemical Resistance - Household Chemicals	ISO 10545-13	Resistant
Linear Thermal Expansion	ISO 10545-8	Conforms
Thermal Shock Resistance	ISO 10545-9	Resistant
Resistance to Stains	ISO 10545-14	Cleanable

## SHADE VARIATION



### V2 - SLIGHT VARIATION

Clearly distinguishable differences in texture and/or pattern within similar colors.

## WEAR CODE

5 - Rated for all residential and commercial applications.

## APPLICATIONS

	RESIDENTIAL	LIGHT COMMERCIAL	COMMERCIAL
FLOORS	×	×	×
WALLS / BACKSPLASH	×	×	×
POOL DECKING	*	*	
EXTERNAL USE - FROST PROOF	×	×	

× - Has been approved for this application.

\* - Information is available upon request.

## NOTES

It is not recommended to stagger any tile longer than 18" more than 1/3 the length of the tile.

Always inspect materials prior to installation.

Always mix 2-3 cartons at a time while installing to insure the best blend.