

Abbeystone | Glazed Porcelain



AVAILABLE SIZES

6.5x6.5

13x13

1x1 Mosaic

3x3 Mosaic

13x20


20x20

3.125x13 Bullnose

DESCRIPTION







A tranquil design creates an inviting retreat. Bring the calmness and serenity of Abbeystone to your home. Inspired by the limestone floors adored throughout European monasteries and convents, Abbeystone is an impressive collection of glazed porcelain floor tiles from Italy. Available in four beautiful tones and sizes, as well as two mosaic options.

COLORS




TECHNICAL INFORMATION

TILE SIZES

Nominal	Shape	Finish	Thickness
6.5 x 6.5		Matte	9.5 mm
13 x 13		Matte	9.5 mm
1 x 1 Mosaic		Matte	9.5 mm
3 x 3 Mosaic		Matte	9.5 mm
13 x 20		Matte	10 mm
20 x 20		Matte	10 mm

COORDINATING TRIM

Nominal	Shape	Finish	Thickness
3.125 x 13 Bullnose		Matte	9.5 mm

PERFORMANCE DATA

CHARACTERISTIC	NORMS	RESULTS
Water Absorption	ISO 10545-3	≤ 0.3 %
PEI Abrasion Resistance (Glazed)	ISO 10545-7	4 / 5
Breaking Strength	ISO 10545-4	37.4 N/mm ²
Static Coefficient of Friction Wet	C1028	0.63
Wedging		± 0.5 %
Frost Resistance	ISO 10545-12	Frost Proof
Chemical Resistance - Low Concentration of Acids and Bases	ISO 10545-13	UA-ULA-UHA
Thermal Shock Resistance	ISO 10545-9	Resistant
Resistance to Stains	ISO 10545-14	Higher than Class 3

SHADE VARIATION



V2 - SLIGHT VARIATION

Clearly distinguishable differences in texture and/or pattern within similar colors.

WEAR CODE

Noir: 4 - Rated for all residential and light commercial applications.

Other Colors: 5 - Rated for all residential and commercial applications.

APPLICATIONS

	RESIDENTIAL	LIGHT COMMERCIAL	COMMERCIAL
FLOORS	✗	✗	✗
WALLS / BACKSPLASH	✗	✗	✗
POOL DECKING	*	*	
EXTERNAL USE - FROST PROOF	✗	*	

✗ - Has been approved for this application.

* - Information is available upon request.

NOTES

It is not recommended to stagger any tile longer than 18" more than 1/3 the length of the tile.

Always inspect materials prior to installation.

Always mix 2-3 cartons at a time while installing to insure the best blend.